

## BASIC PARTITION PANELS



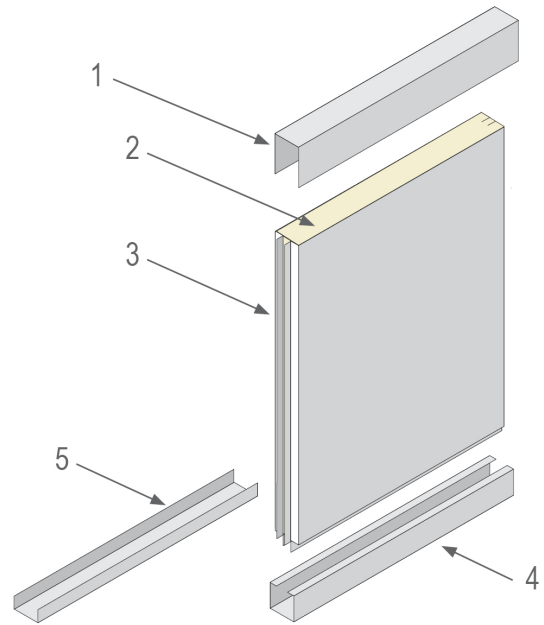
Basic partition panels represent one of the basic elements to construct clean workplaces and areas with maximum safety, sterility, hygiene, easy maintenance and sanitation.

Their design is suitable especially for hospital environments, areas in pharmaceutical industry, electrotechnical industry, mechanical engineering industry, food industry, and chemical industry.

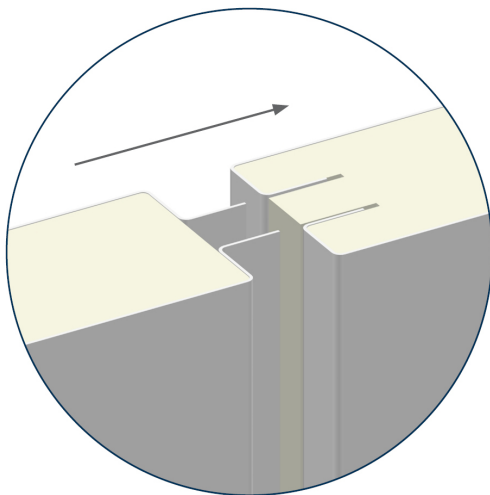
Due to the tight connection between the partition panels, spaces created between the panels, the floor and the ceiling are guaranteed to contain overpressure or underpressure in the room, which means that they meet the basic criteria for clean areas, for which these panels were specifically designed and proven.

## DESCRIPTION

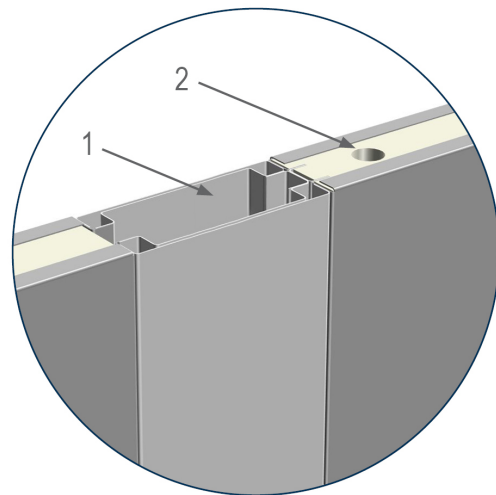
- Sandwich-type panels, consisting of a shell and an inner filling.
- Panels connected by mutual sliding; self-supporting.
- Possibility to make custom panels.
- Panels solid or glazed.
- Possibility of gluing horizontal and vertical reinforcements for anchoring shelves, technology, door frames, etc.
- Installation posts inserted for media distribution.
- For el. leads prepared wiring bushings in the panel filling.
- Possibility of fitting the HVAC panel with grilles.
- They meet the parameters for an explosive atmosphere



1) U profile 2) Filler 3) Corpus 4) Basic profile 5) U profile



Joining



1) Instalation panel 2) Cable gland

## PANEL MOUNTING

- The panels are fixed to the floor by means of guide profiles (Basic profile / U profile) by sliding.
- Above the ceiling, the panels are connected by an upper U-profile, which is anchored to the building ceiling or to the auxiliary structure

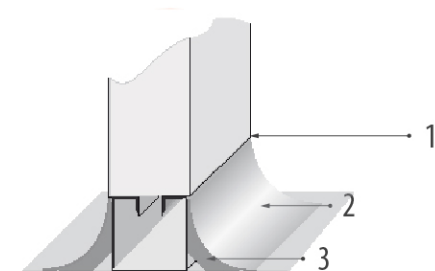
## BENEFITS

- quick assembly and disassembly enabling flexible change of the layout of the space
- Easy maintenance
- color fastness
- corrosion protection
- thermal and sound insulation

## SUITABLE FOR AREAS

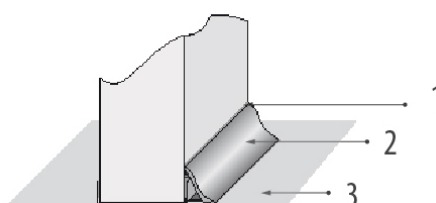
- Pharmacy, biotechnology, medical devices
- Microelectronics, optics, automotive, electrical engineering
- Healthcare
- Engineering, food, chemical industry, etc. industry

1) Typ B Basic



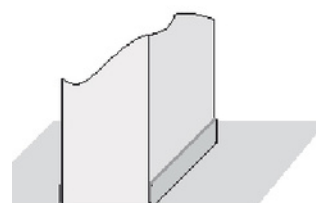
- 1 - Mastic  
2 - Floor PVC  
3 - Support profile

2) Typ C Classic



- 1 - Mastic  
2 - Al fabion  
3 - The cast resin floor

3) Typ C Classic



## TECHNICAL DATA

Panel thickness
100 mm
32 mm
52 mm
<b>60 mm</b>
80 mm

Panel width W
<b>1190 mm</b>
<b>560 mm</b>
W - width in mm according to dimensional range 560 mm, 1190 mm. It is possible to order atypical panel dimensions: min. dimension 300 mm, max. dimension 1190 mm.

Panel height H
2550 mm
2750 mm
3050 mm
Height according to standard dimensional range 2550, 2750, 3050 mm. Preferred dimensions 2550, 2750, 3050 mm. Min. dimension 300 mm, max. dimension 4000 mm.

Filler
Mineral wool
PSE - foam polystyrene
Atypical

Facing hue and material - standard on the visible side
Galvanized metal sheet, hue RAL 9002
<b>Galvanized metal sheet, hue RAL 9016</b>
Stainless steel AISI 304
Aluminum sheet, hue RAL
Powder coating (Komaxit), hue RAL

## MORE INFORMATION, PHOTOS

