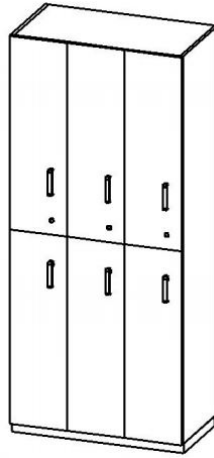
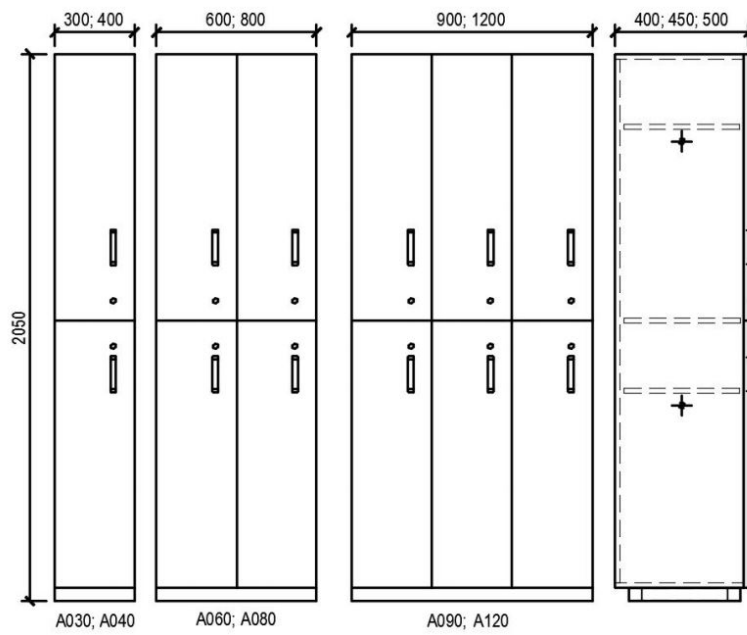


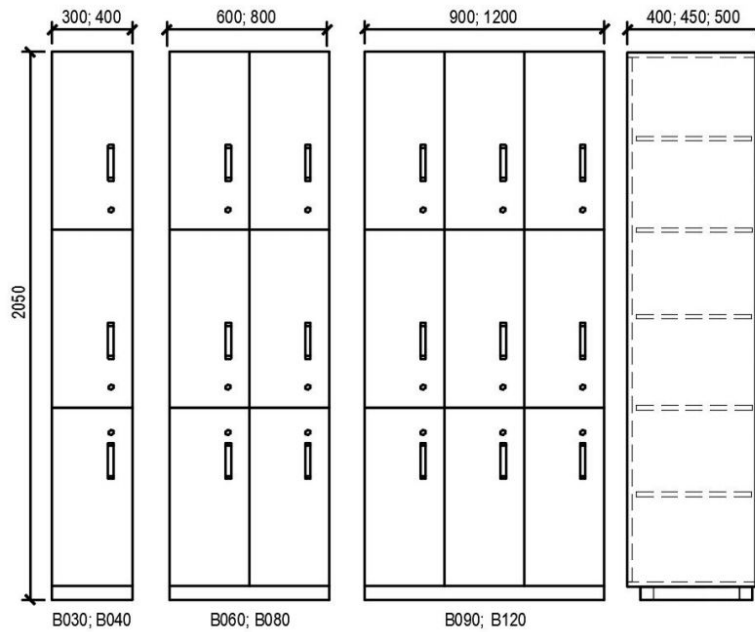
BOXES



-
- Complete the range of facilities for personnel pass-through.
 - The boxes are used to store clothes.
 - One compartment of the cabinet is divided into two or three enclosed boxes. The entire cabinet can be comprised of up to three sections.
 - The cabinets are mounted on the basic section-steel, with a height of 50 mm. This section is coated with flooring or treated with thermosetting powder coating RAL 9016.
 - Box equipment:
 - Two-piece boxes are equipped with a removable shelf and a clothes rail.
 - Three-piece boxes are equipped with a removable shelf.
 - Boxes are offered with an optional air exhaust.



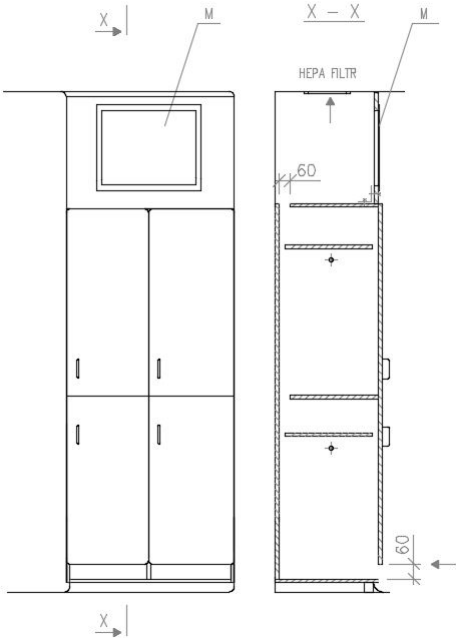
Two-piece boxes



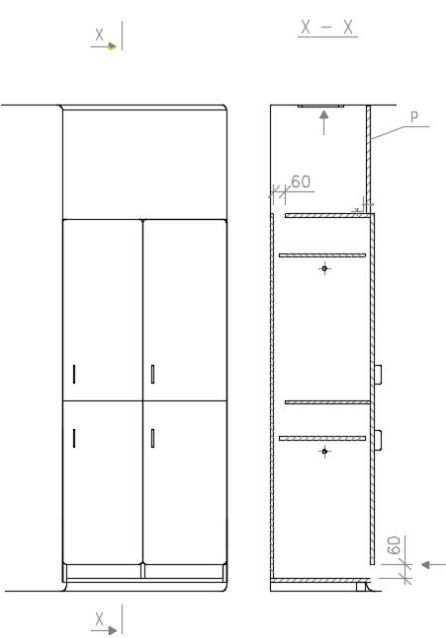
Three-piece boxes

Example of an air-exhausted cabinet with additional covering to a suspended ceiling.

- Definitions in chapter 216.31A.



Air-exhausted cabinet fitted with a HEPA filter



Air-exhausted cabinet

KEY:

- M - service door 600x400 mm, fitted in the covering to the suspended ceiling made of laminated chipboards
P - additional covering to the suspended ceiling made of laminated chipboards

MORE INFORMATION, PHOTOS



TECHNICAL DATA

Type designation	
Boxes	
Material design	
value	Material
Standard	
Standard plus	
Premium 304	

Type of cabinet		
width	height	value
300 mm	2050 mm	Top-to-bottom 2 boxes, 1 section
400 mm	2050 mm	Top-to-bottom 2 boxes, 1 section
600 mm	2050 mm	Top-to-bottom 2 boxes, 2 sections
800 mm	2050 mm	Top-to-bottom 2 boxes, 2 sections
900 mm	2050 mm	Top-to-bottom 2 boxes, 3 sections
1200 mm	2050 mm	Top-to-bottom 2 boxes, 3 sections
300 mm	2050 mm	Top-to-bottom 3 boxes, 1 section
400 mm	2050 mm	Top-to-bottom 3 boxes, 1 section
600 mm	2050 mm	Top-to-bottom 3 boxes, 2 sections
800 mm	2050 mm	Top-to-bottom 3 boxes, 2 sections
900 mm	2050 mm	Top-to-bottom 3 boxes, 3 sections
1200 mm	2050 mm	Top-to-bottom 3 boxes, 3 sections
The indicated height of the cabinet includes the basic profile with a height of 50 mm.		

Depth	
value	depth
Box depth	400 mm
Box depth	450 mm
Box depth	500 mm

Door swing direction
Left door
Right door

Lock
Cabinet without lock
Box lock

Plinth 50 mm
Basic profile covered with floor covering. For new floor covering
Metal profile with surface finish. For the existing floor covering

Colour finish
White colour
Non-standard - optional colour finish

Cabinet air exhaust
Cabinets without exhausting
Cabinets with exhausting

Non-standard design
Standard design
Non-standard solution
Standard design 0 - clear specification out of offered options Non-standard design Q - atypical solution that cannot be clearly specified using a code