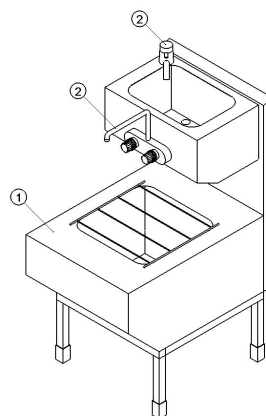
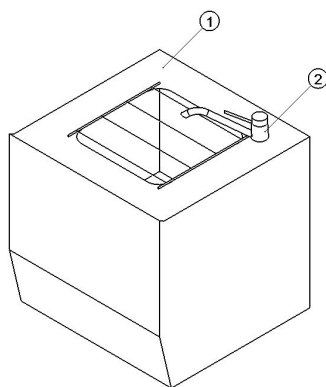
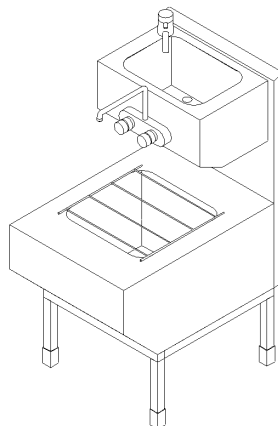


Forclean - Stainless steel equipment

## STAINLESS STEEL SINKS



- A stainless steel sink assembly consists of a worktop, in which a stainless steel basin is welded, and a supporting frame. The removable rack above the sink is used as a shelf. The legs feature standard adjustable feet allowing to adjust the basin height (approx. 30 mm).
- Dimensional range
  - simple sink: 600x600x600 mm
  - combined sink: 500x700x1080 mm

Forclean - Stainless steel equipment

## STAINLESS STEEL SINKS

### S1: Sink

215.04: Stainless steel sink GMP

### S2: Sink version

J: Simple

K: Combined

### S3: Width

value	width
500: Sink width (only combined)	500 mm
600: Sink width (only simple)	600 mm

### S4: Depth

value	depth
600: Sink depth (only simple)	600 mm
700: Sink depth (only combined)	700 mm

### S5: Height

value	height
1080: Sink height (only combined)	1080 mm
600: Sink height (only simple)	600 mm
800: Sink height (only combined)	800 mm

### S6: Type

### S7: Sink

o: Basin is not part of the sink (only combined)

400×400×250: Sink dimensions 400x400x250 (only simple)

### S8: Mixer

o: Single lever mixer - Not part of the sink (combined)

**PA: Single lever mixer (simple)**

SH: Single lever pillar mixer with pull-out spout (simple)

### S9: Water trap

o: Water trap - not part of the sink (combined)

SP: Plastic (simple)

S4: Stainless steel AISI 304 (simple)

### S10: Rack

A: Yes

N: No

Forclean - Stainless steel equipment

**STAINLESS STEEL SINKS****S11: Worktop material**

value	material
304: Worktop material	AISI 304 SB
316: Worktop material	AISI 316L SB

**S12: Frame material**

value	material
304: Frame material	AISI 304 SB
316: Frame material	AISI 316L SB